

## Portable Lighting Fact Sheet

For 50 years, towable light towers have been the standard for illuminating nighttime work and emergency scenes. However, they have significant limitations:

- Tower height is limited to approximately 25 feet, causing light to spill across scenes creating dangerous glare and shadows
- The towable design hinders optimal placement
- Adequate usable light is not focused everywhere it's needed



**The AL1000 Autonomous Aerial Light revolutionizes worksite illumination.** The AL1000 uses a purpose-built UAV to position a high-intensity LED array 100 feet above the work scene. At 1/10th the size and weight of conventional towed light towers, the person-portable AL1000 can be placed closer to the area of work AND high enough to eliminate glare and shadows while putting more usable light on the ground where it is needed.



### LIGHTING 101

#### LUMENS

Measures total light being emitted, by device, regardless of the direction

#### FOOT CANDLE (OR LUX)

Measures the amount of light landing on a specific area

#### USABLE LIGHT

Minimum level of illumination needed to safely and efficiently perform tasks, ensuring visibility and reducing the risk of accidents



### HOW MUCH LIGHT DO YOU REALLY NEED?

#### MYTH

More lumens means better lighting


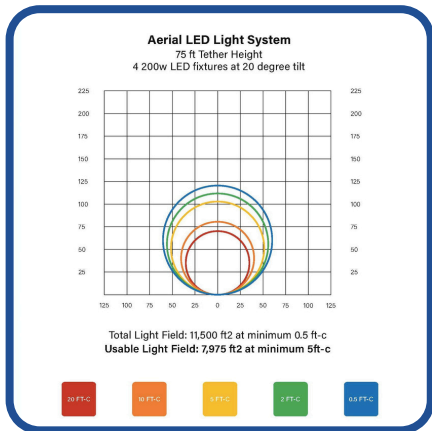
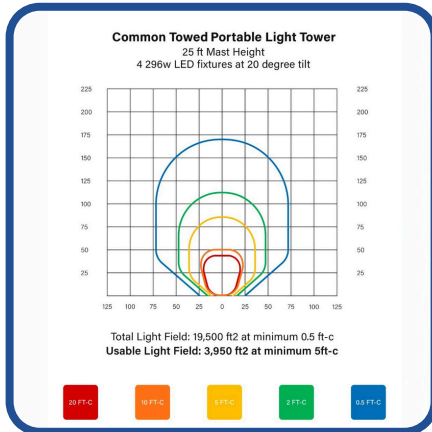
#### FACT

More foot candles on the ground are better. The amount of light illuminating your scene is more important to safety and productivity than the amount of light leaving the source.

Recommended Illuminance (foot-candles)



## Light Coverage Compared



The AL1000 creates an 8,000 sq. ft. usable light field resulting in twice the usable light on the ground but with half the lumens as conventional towed light towers.

## OPERATIONAL ADVANTAGES OF THE AL1000

- Eliminates glare and shadows to improve safety and boost productivity
- Person-portable; no towing simplifies logistics
- Flexible choice of power sources: small portable generator, vehicle inverter, ground/power, or swappable battery pack
- Less costly to operate and maintain
- Fewer portable lights and less movement of lights result in less chaotic worksites
- Minimal light spillage and quieter operation means less impact on wildlife and nearby homes